



BANDIT & TITAN



HEAVY DUTY GONDOLA MOBILIZATION

The Bandit mobilization components and hydraulic Titan lift device comprise a compound gondola mobilization system designed for retailers with heavy merchandise.

The mobility and strength of the Titan combined with the Bandit's steel extruded channel executes large-scale fixture mobilization with the safety, speed, and efficiency required for rapid project completion.

Quick Facts

Fixtures: Solid base bracket style gondolas

Industries: Grocery, pet supply

Trusted By:

Kroger

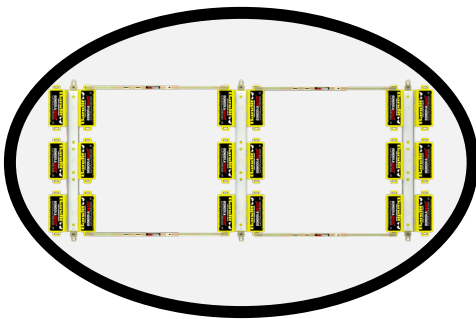
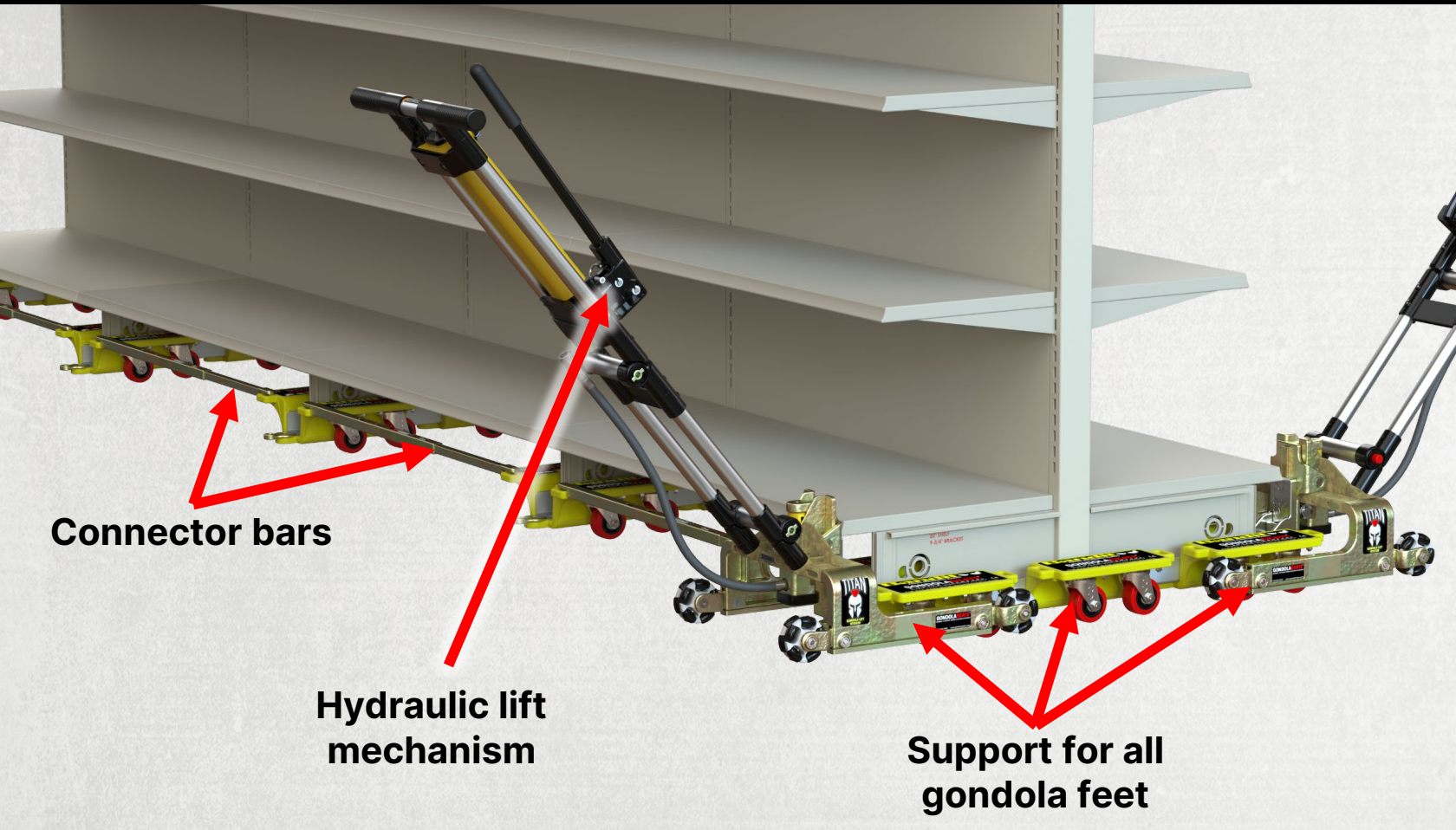
Winn✓Dixie.

Raley's

Albertsons



KEY FEATURES



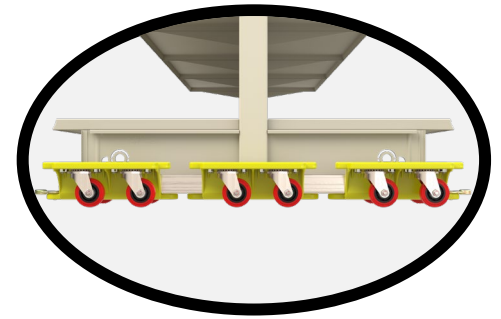
Connector bars

Move multiple gondola bays at once with sturdy connector bar accessories that prevent snaking and damage to fixtures.



Hydraulic lift mechanism

Operate the pump lever on the Titan's hydraulic lift mechanism to minimize exertion for heavy loads.



Full gondola support

The Bandit skate unit features a full-length extruded channel that supports all gondola feet. Heavy merchandise won't sag down the middle of the gondola or create an uneven distribution of weight.




PHONE: 619-222-6487

EMAIL: sales@gondolaskate.com

WEB: gondolaskate.com

Bandit Kit Includes:

Bandit units	12	18
Connector bars	24	36
Pull bars	8	8
Bandit Transit	1	1
Shipping box	1	1
Manual	1	1



Bandit Specifications

Bandit unit dimensions	L 31.75 – 68.75" x W 13.5" x H 4.5"
Load capacity*	1750 lb
Box dimensions	L 64" x W 42" x H 60"
Shipping weight	1660 – 2068 lb

Titan Specifications

Titan dimensions	L 48.5" x W 18.5" x H 44.5"
Lift capacity*	2000 lb
Box dimensions	L 64" x W 42" x H 40"
Shipping weight	844 lb

*Lift and load capacity are based on a fixed rigging configuration and varies depending on fixture and environment

Titan Kit Includes:

Titans	4
6" Titan yokes	4
4" Titan yokes	4
Shipping box	1

