


Falcon II® Tractor Supply Program

Tractor Supply Co. Gaylord Contents

Box Includes:

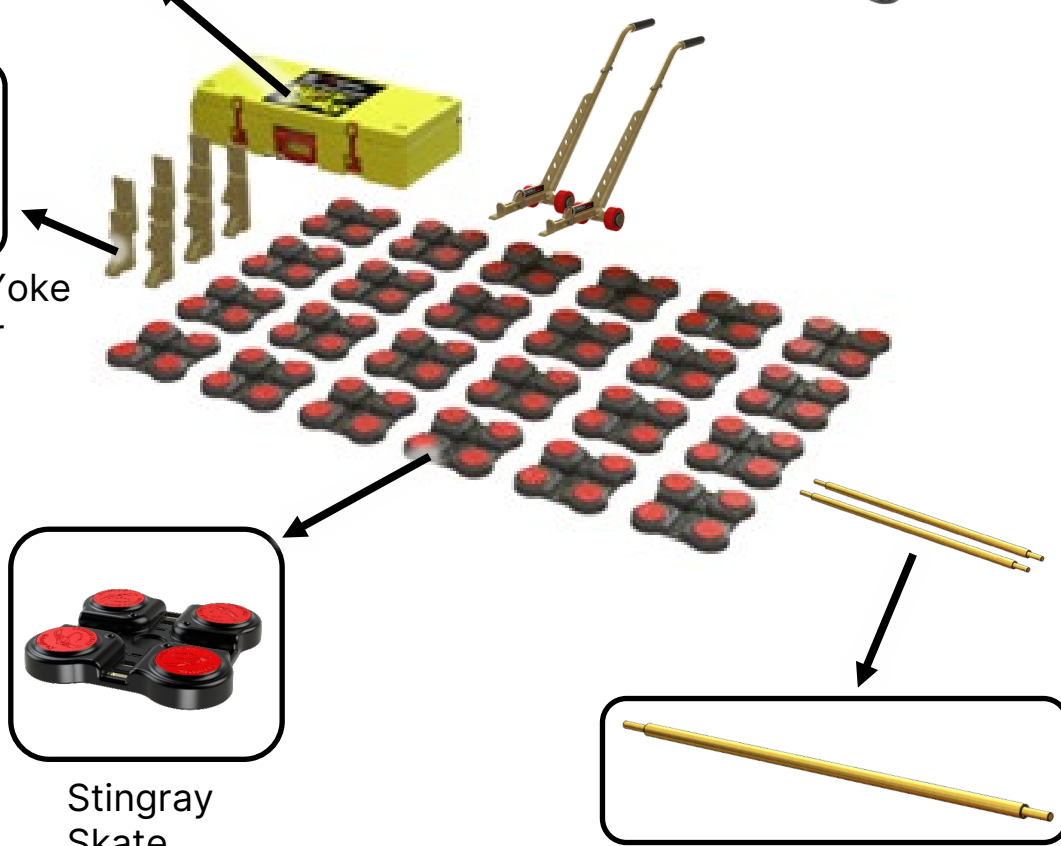
- 10 - Widespan Yoke Adaptors
- 24 - Stingray Skates
- 1 - Swift LiftR Box (Loaded with 2 Swift LiftR Bars)
- 2 - Lifting A-Bars




Loaded Swift LiftR Box



Widespan Yoke Adapter




Stingray Skate




4' Lifting A-Bar

Custom Fixture Mobilization System


Gaylord packing instructions



1. Lay a layer of **12 Stingray skates** in bottom of container. Leave space and insert **10 Widespan Yokes** as pictured.



2. Put another layer of **12 Stingray skates** on top of first layer of skates. Lay **2 A-Bar lift bars** on top of this second layer.



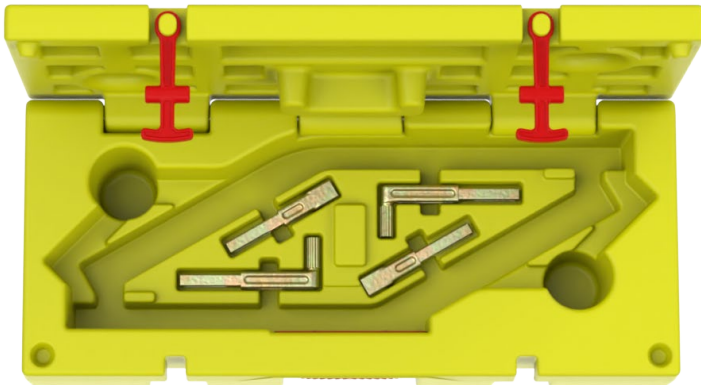
3. Put 1 loaded **Swift LiftR Box** on top of all contents

Swift LiftR® Box Contents and Packing Instructions


Swift LiftR® Box Contents

Box Includes:


- 2 – Swift LiftR handle assemblies
- 2 – Swift LiftR lower assemblies
- 2 - Chisel tip adapter
- 2 - 90° adapters



1. Insert **2 Chisel adapters** and **2 90° adapters** into respective slots



2. Insert **2 Swift LiftR handles** as pictured



3. Insert **2 Swift LiftR lower assemblies** as pictured.